

LEARNING



<http://i2e.online>

2 ETFs de dividendos mensais

14 de Janeiro de 2023

LEARNING



<http://i2e.online>

Global X SuperDividend UCITS ETF

- **ISIN IE00077FRP95**
- **WKN A3DEKS**

Global X SuperDividend UCITS ETF

LEARNING



<http://i2e.online>

Quote

EUR 9.84

XETRA
13.01.23

9.46 | 13.32
52 weeks low/high

Listing

XETRA

gettex

Borsa Italiana

London Stock Exchange

London Stock Exchange

SIX Swiss Exchange

Fees

0.45% p.a.

Total expense ratio

0.04% | 1.38%
Compare (Equity)

Dividend/ Taxes

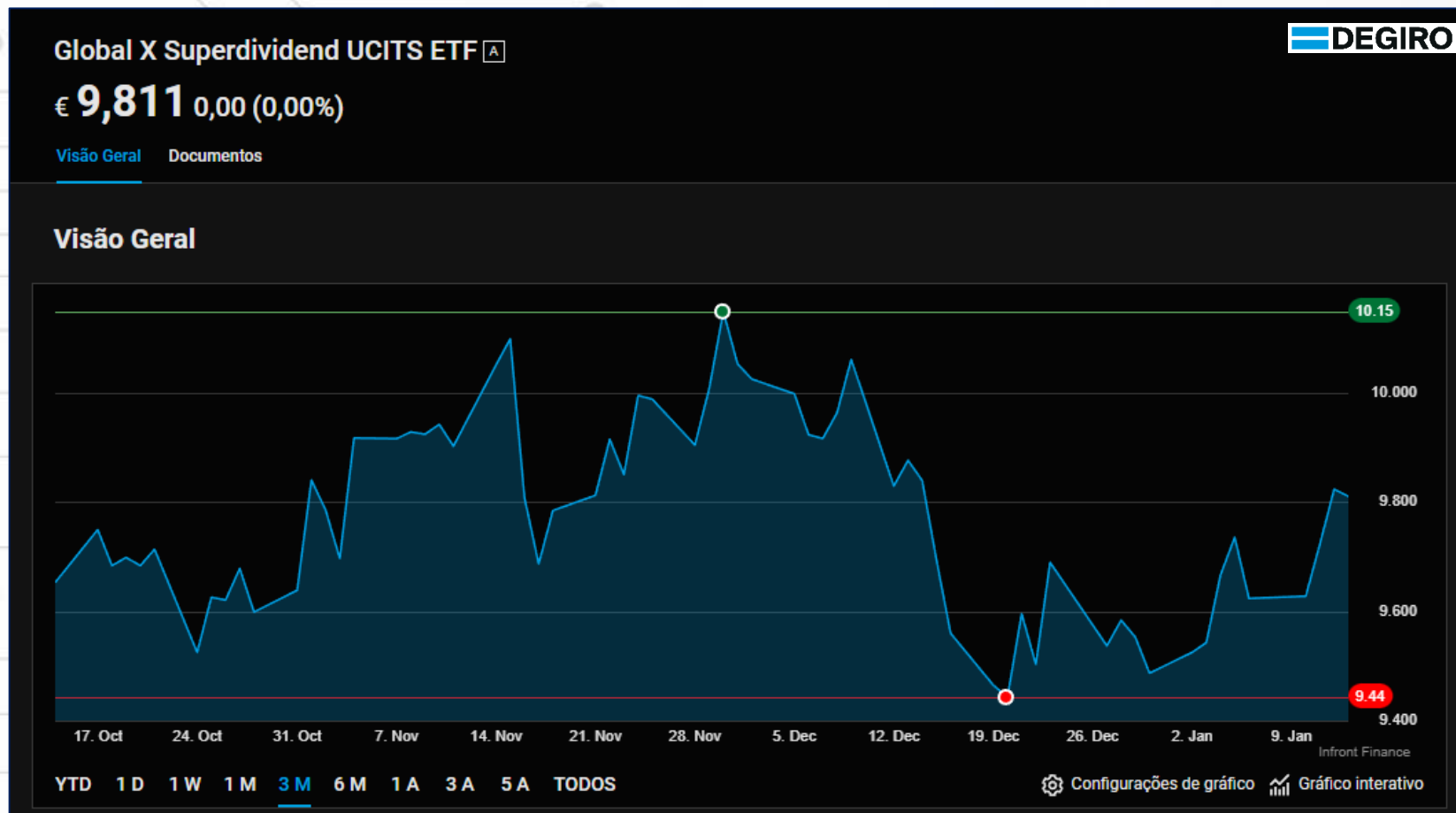
Distribution policy	Distributing
Distribution frequency	Monthly
Fund domicile	Ireland

Global X SuperDividend UCITS ETF

LEARNING



<http://i2e.online>



Global X SuperDividend UCITS ETF

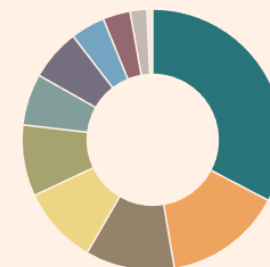
LEARNING



<http://i2e.online>

Holdings					
Current Portfolio Date	Equity Holdings	Bond Holdings	Other Holdings	% Assets in Top 10 Holdings	Reported Turnover %
12 Jan 2023	104	0	17	15	—
Holdings			% Portfolio Weight	First Bought	Market Value USD as of 12 Jan 2023
CPFL Energia SA			1.65	10 Mar 2022	95,907
Imperial Brands PLC			1.63	16 Feb 2022	94,644
BW LPG Ltd			1.56	10 Mar 2022	90,894
Gerdau SA Participating Preferred			1.48	10 Mar 2022	86,253
Cia Paranaense De Energia Copel Participating Preferred			1.47	10 Mar 2022	85,719
Antero Midstream Corp			1.46	16 Feb 2022	85,231
Redefine Properties Ltd			1.45	10 Mar 2022	84,223
Petroleo Brasileiro SA Petrobras Participating Preferred			1.45	10 Mar 2022	84,164
Platinum Asset Management Ltd			1.43	16 Feb 2022	83,038
SINOPEC Engineering (Group) Co Ltd			1.42	16 Feb 2022	82,477

Weightings



Sector	% Net assets	Regions	Category average
Real Estate	32.69%		1.92%
Financial Services	14.64%		16.00%
Basic Materials	11.04%		4.82%
Industrials	9.64%		11.14%
Energy	8.83%		4.71%
Utilities	6.38%		4.06%
Consumer Defensive	6.37%		12.65%
Consumer Cyclical	4.24%		6.98%
Communication Services	3.39%		5.86%
Other	2.09%		31.86%

As of Jan 11 2023. Sectors weighting is calculated using only long position holdings of the portfolio.

LEARNING



<http://i2e.online>

Global X Nasdaq 100 Covered Call UCITS ETF

ISIN IE00BM8R0J59

WKN A2QR39

Global X Nasdaq 100 Covered Call

LEARNING



<http://i2e.online>

Quote

EUR 14.21

Last quote
13.01.23

13.70  14.80

52 weeks low/high

Fees

0.45% p.a.

Total expense ratio

0.04%  1.38%

Compare (Equity)

Dividend/ Taxes

Distribution policy

Distributing

Distribution frequency

Monthly

Fund domicile

Ireland

Listing

Borsa Italiana

XETRA

gettex

London Stock Exchange

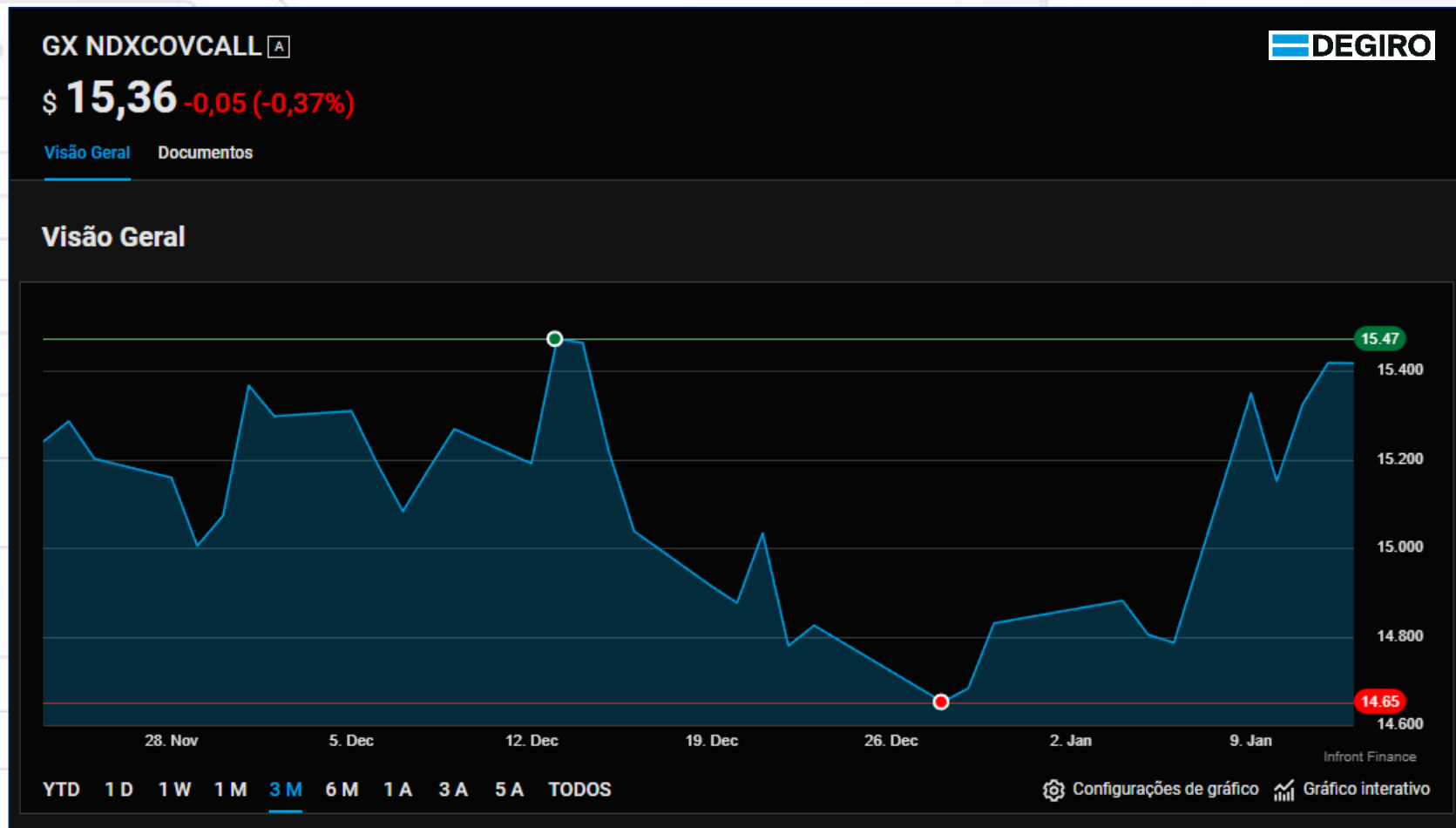
London Stock Exchange

Global X SuperDividend UCITS ETF

LEARNING



<http://i2e.online>



Global X SuperDividend UCITS ETF

LEARNING



<http://i2e.online>

Holdings					
Current Portfolio Date	Equity Holdings	Bond Holdings	Other Holdings	% Assets in Top 10 Holdings	Reported Turnover %
12 Jan 2023	28	0	1	42	—
Holdings					
Holdings	% Portfolio Weight	First Bought	Market Value USD as of 12 Jan 2023		
Republic Services Inc	4.97	05 Jan 2023	76,551		
AMETEK Inc	4.54	16 Dec 2022	70,010		
Thermo Fisher Scientific Inc	4.53	16 Dec 2022	69,785		
Gilead Sciences Inc	4.29	16 Dec 2022	66,090		
Martin Marietta Materials Inc	4.25	16 Dec 2022	65,394		
The Home Depot Inc	4.00	07 Dec 2022	61,686		
Arthur J. Gallagher & Co	3.85	07 Dec 2022	59,277		
Cboe Global Markets Inc	3.78	07 Dec 2022	58,296		
PepsiCo Inc	3.73	07 Dec 2022	57,480		
Intercontinental Exchange Inc	3.70	16 Dec 2022	57,023		

